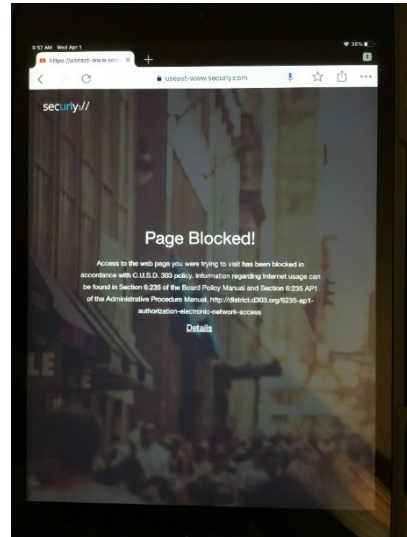
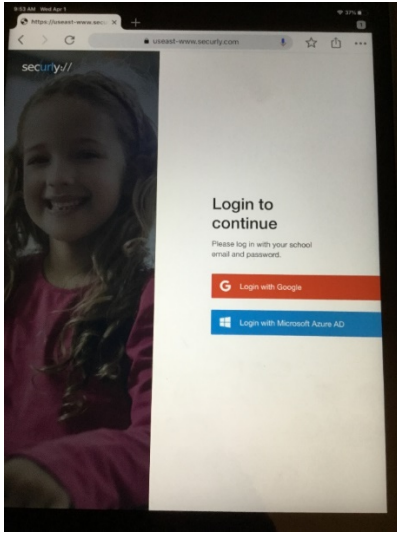


How to Use the Content Filter on iPad

In order to keep your student safe while using district devices, all student iPads are equipped with internet filtering. If your child goes on the internet with the iPad, they might come across one of the following screens.



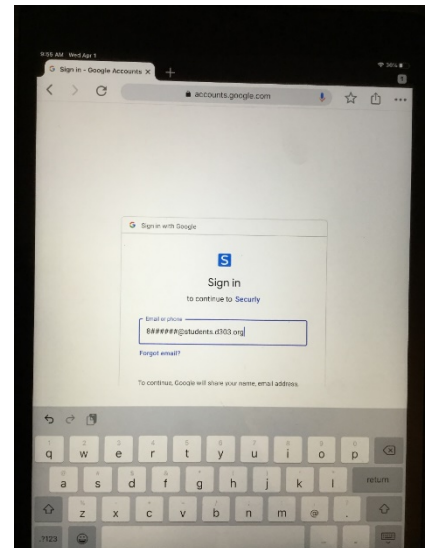
Depending on the site, some sites will be blocked like the example on the right while others, like Youtube.com, will have the option to login with a Google account for possible access.

To log into the filter, select Login with Google.

Next enter the student's ID number followed by @students.d303.org, for example: 1234567@students.d303.org

Finally, enter the student's password.

Once logged in, depending on the site and the restrictions we have in place, you may have access to additional sites.



iPad Apps

The district iPads will have the apps already installed on the device for your child to use.