



Using Your PSAT™ 8/9 Scores  
to Prepare for College

## Get to Know the PSAT™ 8/9

- + The PSAT™ 8/9 is highly relevant to your future success because it focuses on the skills and knowledge at the heart of education. It measures:
  - What you learn in high school
  - What you need to succeed in college
- + The PSAT 8/9 measures reading, writing and language, and math skills developed over many years, both in and out of school.
- + The PSAT 8/9 does not ask you to recall facts from literature, history, or science, or to complete math formulas, because it measures your reasoning and critical thinking skills.
- + You don't have to discover secret tricks or cram the night before.
- + There is no penalty for guessing on PSAT 8/9
- + 2 hours 25 minutes







## Benefits of Taking the PSAT™ 8/9

- + Get a baseline of your college readiness
- + Prepare for the new PSAT/NMSQT® (2015) and SAT® (March 2016)
- + Get free, personalized, and focused practice through Khan Academy®
- + Start getting ready for college with college and career planning tools
- + See which AP® courses you might be ready for

# How Do I Access My PSAT™ 8/9 Scores and Reports?



1. Review your online score reports
2. Review your paper score report

# How Do I Access My Online PSAT™ 8/9 Scores and Reports?

1. Create a new College Board account or log in to an existing one at [studentscores.collegeboard.org](https://studentscores.collegeboard.org)

The image shows a screenshot of the CollegeBoard website's 'My Score Reports' page. The navigation bar at the top includes links for CollegeBoard, SAT, AP, College Planning, College Search, Store, and More, along with a search bar. The main heading is 'My Score Reports'. Below this, there is a 'Sign In' section with fields for Username and Password, and buttons for 'Sign In' and 'Sign Up'. The 'Sign Up' button is circled in orange. To the right of the sign-in fields, there is a list of benefits for creating an account, such as seeing scores, getting personalized feedback, and searching for colleges. An orange arrow points from the 'Sign Up' button to a 'Create Your Student Account' form. This form includes a title, a description of the account's purpose, a note about required information, and a section for 'General Student Information' with fields for First (given) name, Middle initial, and Last name (surname).

**CollegeBoard** SAT AP College Planning College Search Store More Search

## My Score Reports

### Sign In

Username  
Password

**Sign In** **Sign Up**

Forgot [username](#) or [password](#)?

Access your SAT Suite of Assessment scores with personalized feedback, practice, college planning and career exploration resources.

- See all your scores and if you are on track for college readiness
- Detailed explanations of skills required to be competitive
- Send your scores to [Khan Academy](#) for personalized practice recommendations
- Search for colleges that fit your needs
- Start on your scholarship and college financial aid
- Take a personality test to find majors and careers you like
- Get feedback on your readiness for AP course

### Create Your Student Account

This one account is for everything, including SAT, AP, PSAT/NMSQT, CLEP, and BigFuture activities, so provide complete and accurate information.

\* = Required

#### General Student Information

First (given) name: \*

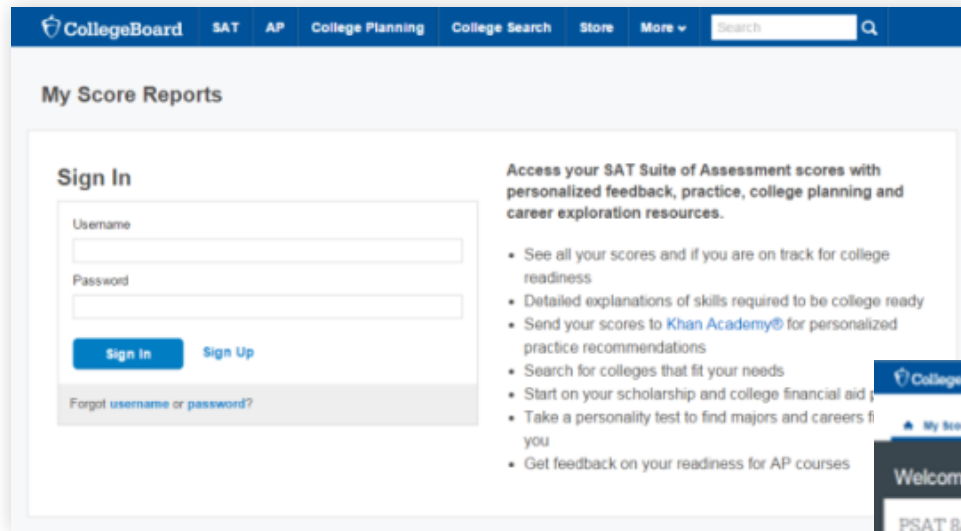
Middle initial:

Last name (surname): \*

# How Do I Access My Online PSAT™ 8/9 Scores and Reports?

(cont.)

## 1. Log in to Your Account

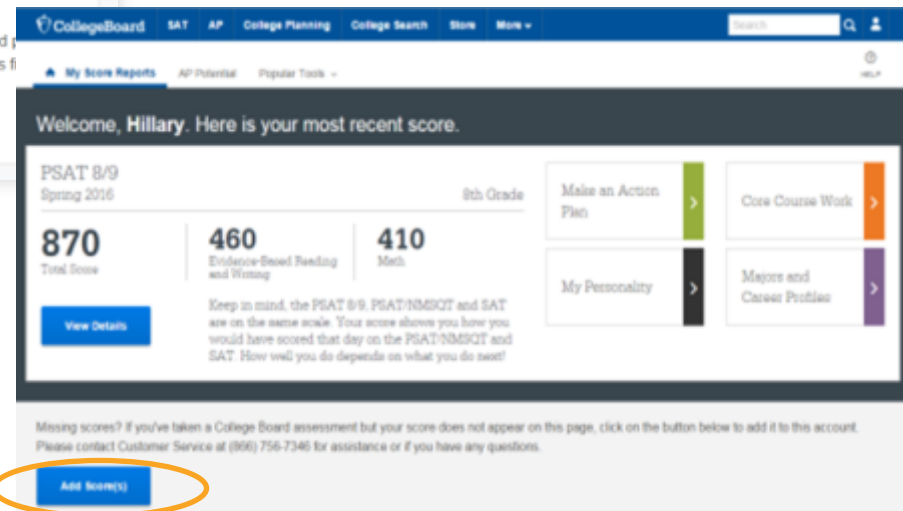


The screenshot shows the 'My Score Reports' page on the CollegeBoard website. It features a 'Sign In' section with fields for 'Username' and 'Password', and buttons for 'Sign In' and 'Sign Up'. A link for 'Forgot username or password?' is also present. To the right, there is a list of benefits for accessing scores, such as seeing all scores, getting personalized feedback, and searching for colleges.

## 2. Select PSAT 8/9 Scores


\*Or\*



## 3. Use “Missing Scores” to locate scores





The screenshot shows the 'My Score Reports' page with a PSAT 8/9 score report for Hillary. The report displays a Total Score of 870, Evidence-Based Reading and Writing score of 460, and Math score of 410. It also includes a 'View Details' button and a 'Missing scores?' section with an 'Add Score(s)' button circled in orange. A large orange arrow points from the 'Add Score(s)' button to the 'Missing Scores' section of the third step.

# What Will I Learn About My Scores?

 SAT AP College Planning College Search Store More ▾

Search  

 My Score Reports AP Potential Popular Tools ▾  HELP

Welcome, **Hillary**. Here is your most recent score.

PSAT 8/9  
Spring 2016

8th Grade

**870**  
Total Score

**460**  
Evidence-Based Reading  
and Writing

**410**  
Math

[View Details](#)

Make an Action  
Plan

Core Course Work

My Personality

Majors and  
Career Profiles

Keep in mind, the PSAT 8/9, PSAT/NMSQT and SAT are on the same scale. Your score shows you how you would have scored that day on the PSAT/NMSQT and SAT. How well you do depends on what you do next!

Missing scores? If you've taken a College Board assessment but your score does not appear on this page, click on the button below to add it to this account. Please contact Customer Service at (866) 756-7346 for assistance or if you have any questions.

[Add Score\(s\)](#)



# How Do I See My Detailed Scores?

My Score Reports

Full Reports ▾

AP Potential

Popular Tools ▾



HELP

## Score Report for PSAT 8/9, Spring 2016

Download Report

Report Details

Test Questions

Skills Insight

Your Total Score

**870** | 240 to 1440

[Score Range: 830-910](#)

Keep in mind, the PSAT 8/9, PSAT/NMSQT and SAT are on the same scale.

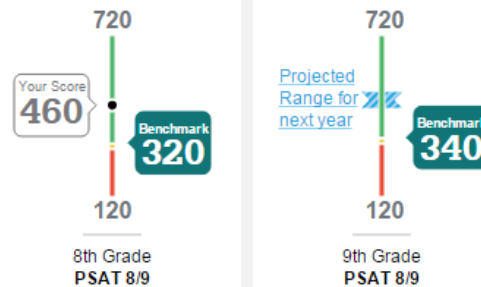
Your score shows you how you would have scored that day on the PSAT/NMSQT and SAT.<sup>1</sup> How well you do depends on what you do next!

1. Beginning in March 2016

Your Evidence-Based Reading and Writing Score

**460** | 120 to 720

[Score Range: 430-490](#)



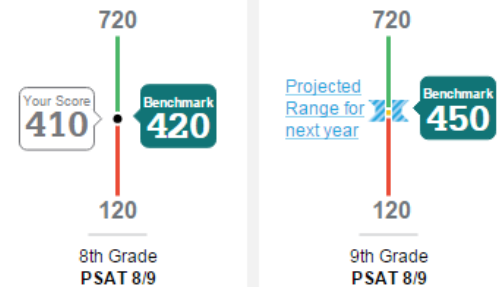
✓ You are on track for college readiness.

Stay on track and continue your progress. Start now with your free, personalized recommendations waiting for you on [Khan Academy®](#).

Your Math Score

**410** | 120 to 720

[Score Range: 380-440](#)

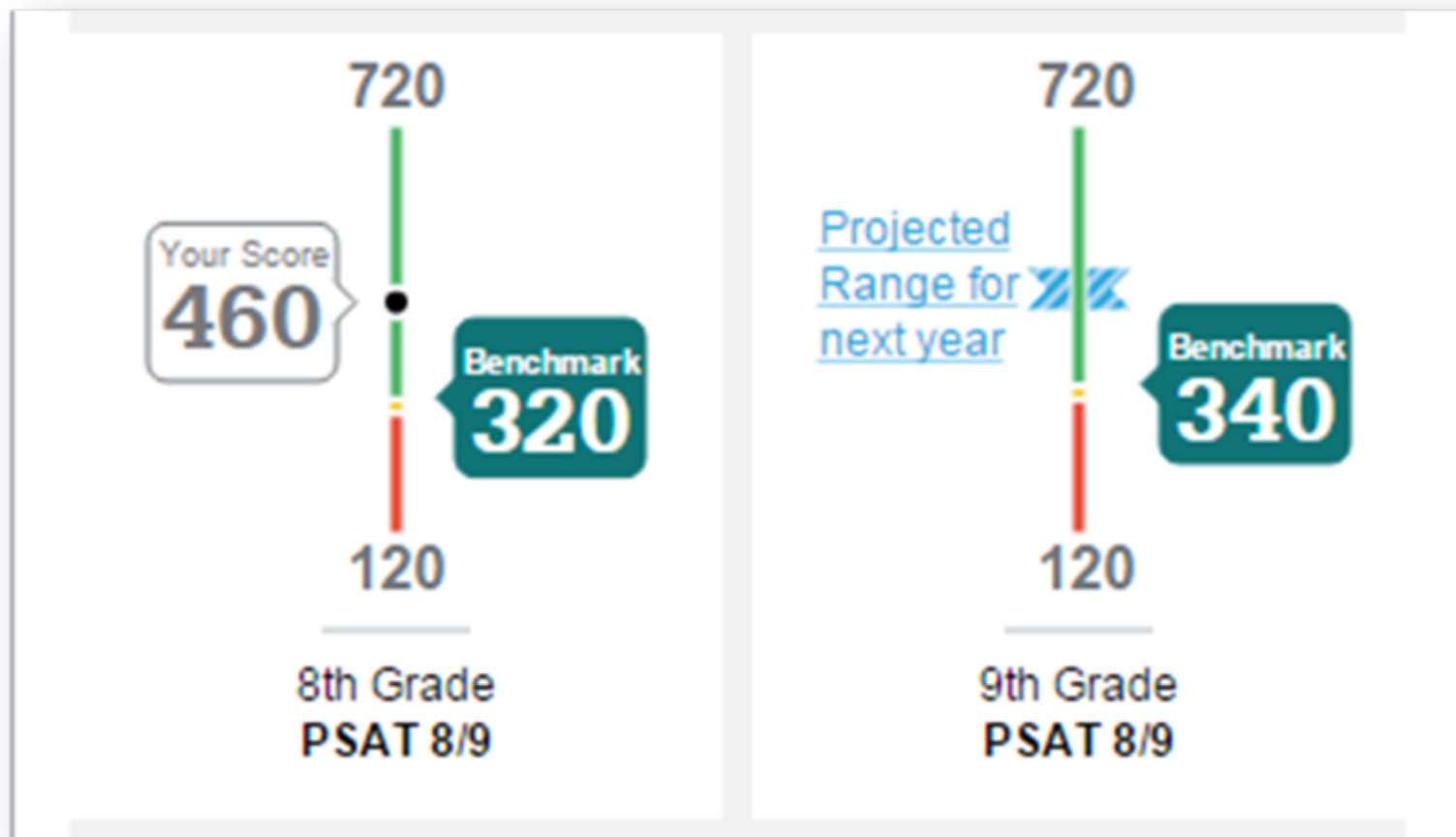


! Your scores indicate you are close to being on track for college readiness, but you need to continue to strengthen your skills.

Let's get you back on track, so you won't have to take noncredit courses in college. You have free, personalized recommendations waiting for you on [Khan Academy®](#).

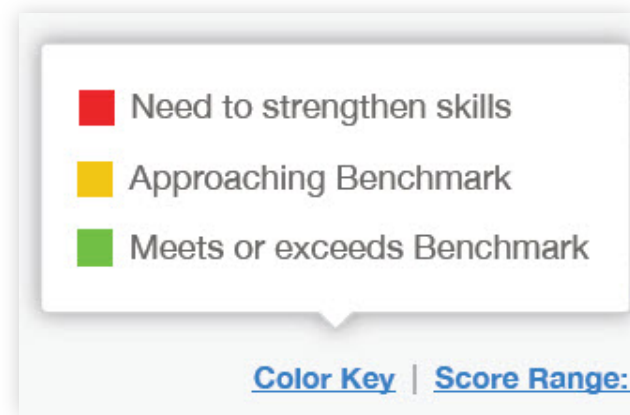
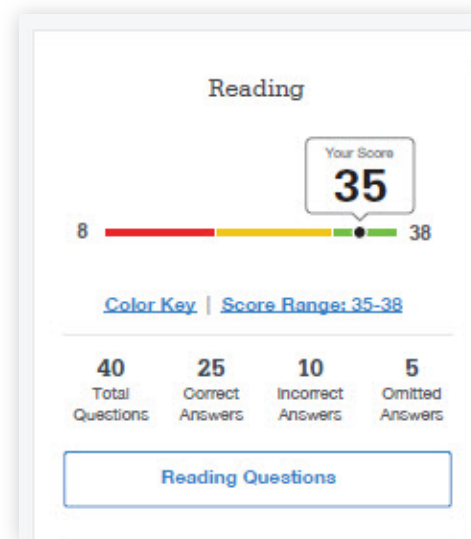


# How Will I Do on the PSAT-Related Assessment Next Year?

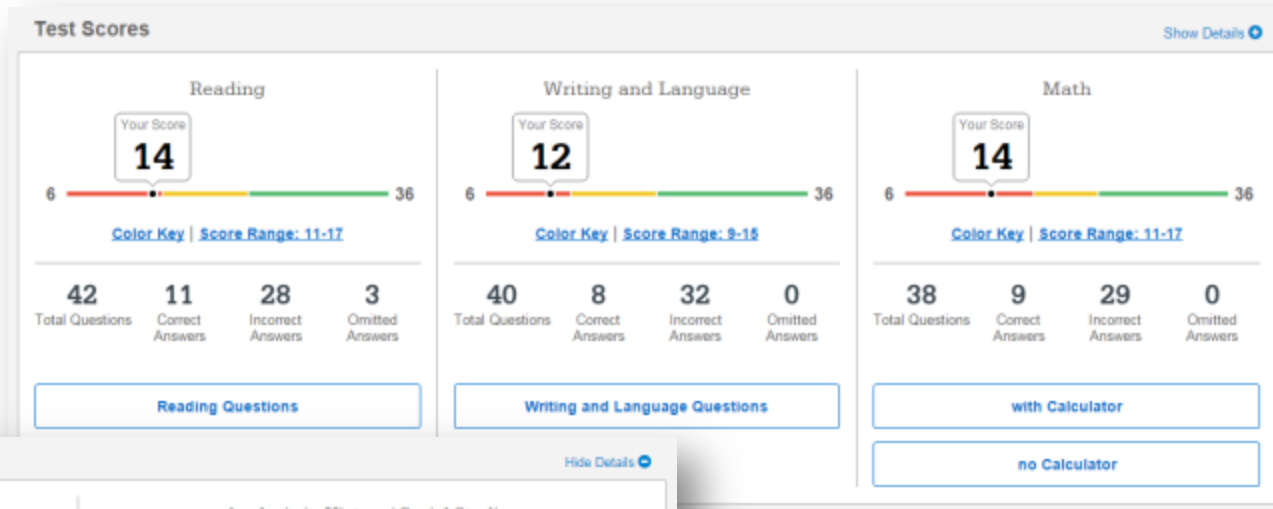


# How Did My Score Measure Against College Readiness Benchmarks?

- + Section, test, and subscores all report scores in performance zones which indicate whether you are on track for success in the first year of college.
- + For section scores
  - **Need to Strengthen Skills** = below grade-level benchmark by more than one year
  - **Approaching Benchmark** = below grade-level benchmark by one year or less
  - **Meets or exceeds Benchmark** = at or above grade-level benchmark
- + The red, yellow, and green ranges in the test scores and subscores reflect areas of strengths and weaknesses compared to the typical performance of students



# What Do My Scores Tell Me?



## Cross-Test Scores

### Analysis in Science

**17** | 6 to 36

[Score Range: 14-20](#)

**14<sup>th</sup>**

#### Nationally Representative Sample Percentile

Your percentile indicates the percentage of a nationally representative group of 8th grade U.S. students who would have had scores at or below your score. The average score for the nationally representative group is 21.

**10<sup>th</sup>**

#### Your PSAT 8/9 User Percentile - National

Your percentile indicates the percentage of a typical group of 8th grade College Board U.S. test takers who would have had scores at or below your score. The average score for the 8th grade College Board PSAT 8/9 typical group is 22.

### Analysis in History/ Social Studies

**17** | 6 to 36

**15<sup>th</sup>**

#### Nationally Representative Sample Percentile

Your percentile indicates the percentage of a nationally representative group of 8th grade U.S. students who would have had scores at or below your score. The average score for the nationally representative group is 21.

**15<sup>th</sup>**

#### Your PSAT 8/9 User Percentile - National

Your percentile indicates the percentage of a typical group of 8th grade College Board U.S. test takers who would have had scores at or below your score. The average score for the 8th grade College Board PSAT 8/9 typical group is 22.

## Sub Scores

### Command of Evidence

Your Score: **2**

1 ————— 15

[Color Key | Score Range: 1-4](#)

### Expression of Ideas

Your Score: **2**

1 ————— 15

[Color Key | Score Range: 1-4](#)

### Heart of Algebra

Your Score: **2**

1 ————— 15

[Color Key | Score Range: 1-4](#)

### Words in Context

Your Score: **4**

1 ————— 15

[Color Key | Score Range: 2-6](#)

### Standard English Conventions

Your Score: **3**

1 ————— 15

[Color Key | Score Range: 1-5](#)

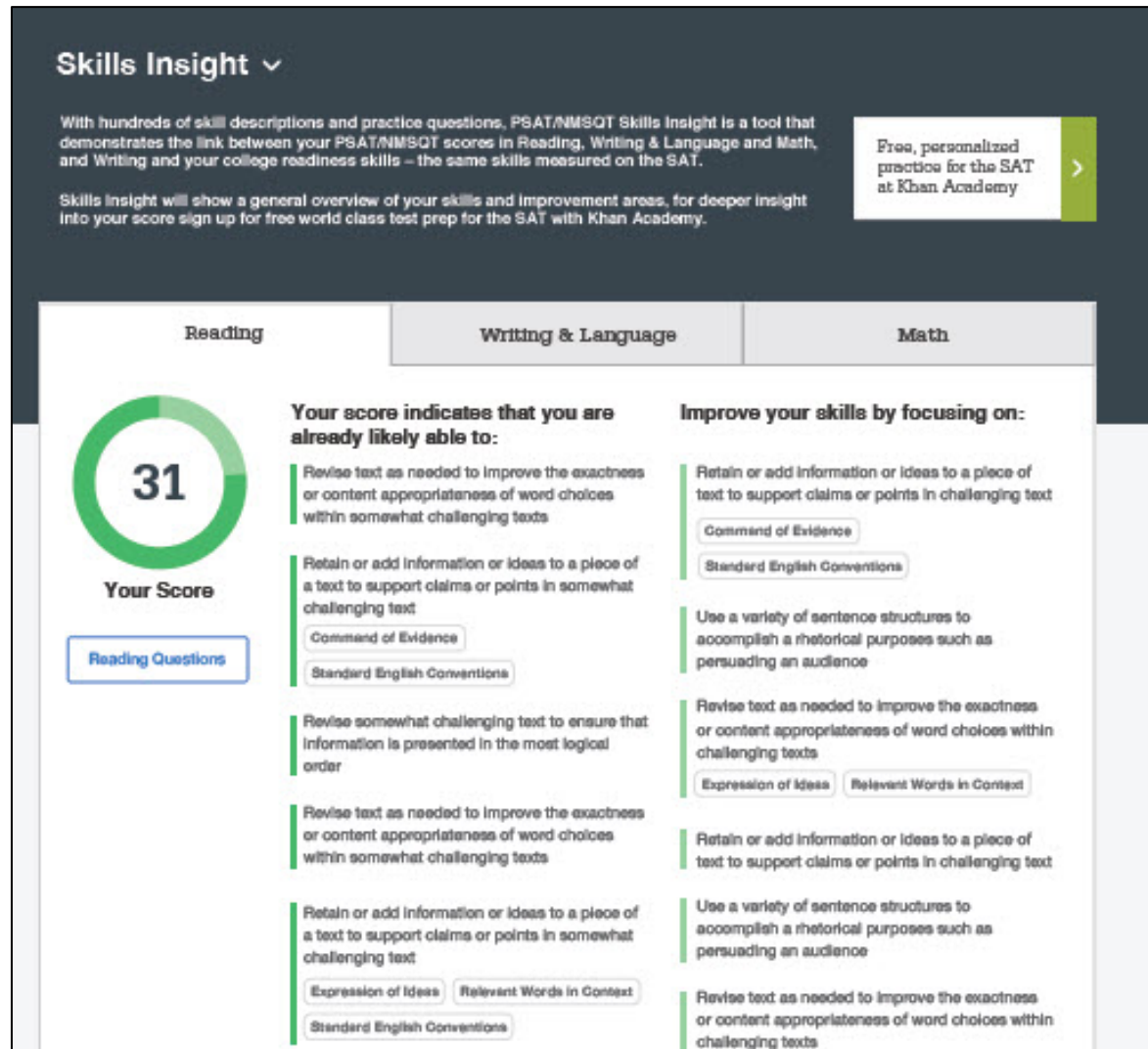
### Problem Solving and Data Analysis

Your Score: **5**

1 ————— 15

[Color Key | Score Range: 3-7](#)

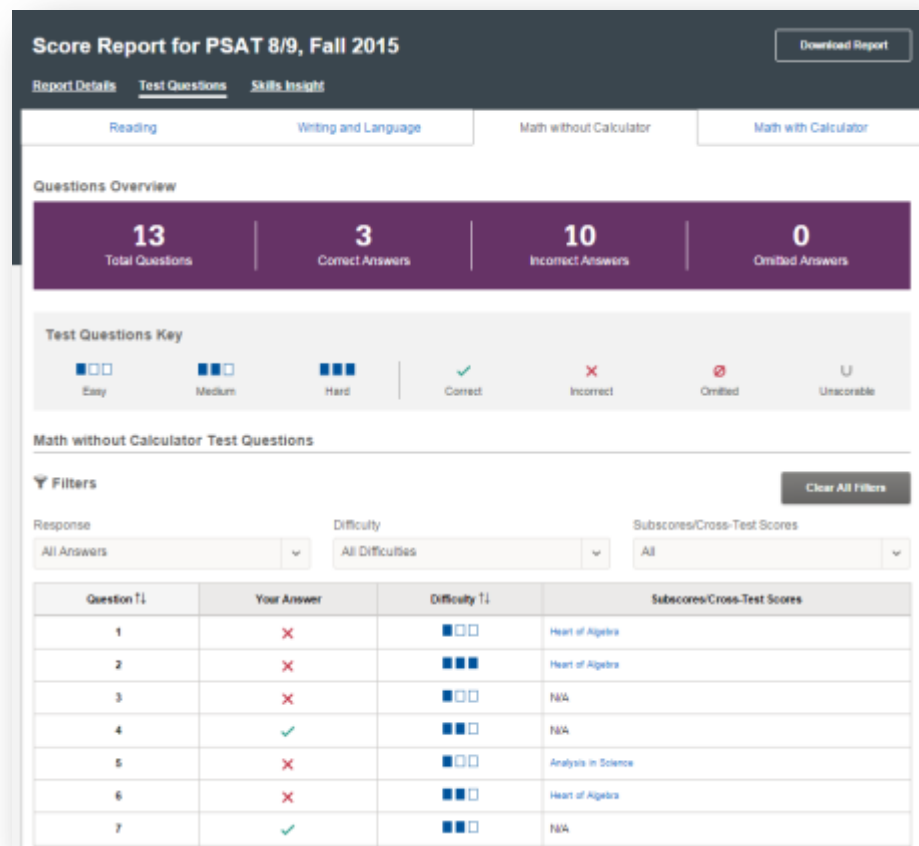
# How Can I Improve My Academic Skills?





# What Can I Learn From the Questions?

- + Look at the types of questions I answered incorrectly and skipped:
  - Identify the level of difficulty. How many questions did I miss at each level?
  - Was I more likely to skip questions associated with any subscore or cross-test score?
  - What inferences can I make about areas for improvement based on the types of questions I missed and skipped?



# What is My AP Potential™?

- + College Board research shows that students who score a 3 or higher on an AP Exam typically experience greater academic success in college and are more likely to earn a college degree on time than non-AP students.
- + AP Potential™ uses scores from the PSAT 8/9 to provide predictions for two AP Exams for 9<sup>th</sup> grade students.

**Score Report for PSAT 8/9, Fall 2015**

**What is AP?**  
Advanced Placement is a College Board program that enables students to pursue college-level studies – with the opportunity to earn college credit, advanced placement or both – while still in high school. The program offers courses in more than 30 subjects. The [full list of courses](#) and descriptions is available on the AP website. If you've taken a College Board assessment while in grades 9-12, see below for your potential for success in AP courses. If you've taken an assessment while in grades 9-12, but don't see any AP courses listed below, [link the scores](#) to this account or contact Customer Service at (866) 756-7346 for assistance.

**High School Core Course Work**  
Colleges have different high school course requirements, but all expect you to take classes that challenge your skills. Try to take a core course load of 4 years of English and at least 3 years of Math, Science, and Social Studies. As you work towards your high school diploma, you should consider taking courses that align with your future career interest and college major, which may require more than the standard core course load. You may also want to think about taking Advanced Placement courses in your later years of high school.

[View all AP Courses](#)

**AP Courses**  
Your score on the PSAT 8/9 taken during Fall 2015 can identify your potential for success in specific AP courses. Below is a list of these AP courses. The chart identifies your potential for each of these AP courses and if these AP courses are offered in your school. You may also look to see if these AP courses match your college major.

Select a Major

Course Title	AP Potential Title	Your School Offers This Course Title	Matches Major Title
European History	● ● ● ●		
World History	● ● ● ●		

Although AP Potential is not reported for Calculus BC, if you have AP Potential for Calculus AB and have performed well in courses leading to Calculus, consider taking Calculus BC. When making course decisions, it is also important to consider other factors such as your prior course work and college and career interests.

**AP Potential Key**  
● ● ● ● Potential  
Your scores show that you have the potential for success in this course. Speak with your teachers or school counselor to see if you have the appropriate prerequisite courses and find out how you can enroll.  
● ● ● Some Potential  
Your scores show that you have some potential for success in this AP course. Having interest in the course subject as well as dedication to working hard will increase your chances for success. Speak with your teachers or school counselor to see if you have the appropriate prerequisite courses and find out how you can enroll.  
● ● Potential Not Yet Indicated  
Your scores show that you may need more preparation and support to be successful in this course. Share your goals and interests with your teachers and school counselor, and learn which high school courses can prepare you for AP courses in the future. If you're already taking an AP course, you can still succeed through hard work and motivation. Talk to your teachers regularly so they can support you.

# Understanding My Paper Score Report



CollegeBoard

## PSAT™ 8/9

### Your Score Report

Get your full report online  
[studentscores.collegeboard.org](https://studentscores.collegeboard.org)

access code **A02670146P**



#### Free Practice

Practice the skills you'll need for high school and beyond – free online on [khanacademy.org/sat](https://khanacademy.org/sat)



#### Core Course Work

Use your results to create a core course work plan in high school



#### Explore

Begin to explore careers that might interest you – link directly from your online score report

# What Are My Scores?

Your Evidence-Based  
Reading and Writing Score

**360** | 120 to 720

Your Nationally  
Representative **20th** Sample  
Percentile

120  720



**You are on track for college readiness.**

Stay on track and continue your progress. Start now with your free, personalized recommendations waiting for you on [khanacademy.org/sat](https://khanacademy.org/sat).

Your Total Score

**780** | 240 to 1440

Your Nationally  
Representative **23rd** Sample  
Percentile

Keep in mind,  
the PSAT™ 8/9,  
PSAT/NMSQT®, and  
SAT® are on  
the same scale.

Your score shows you how you would have scored that day on the PSAT/NMSQT® and SAT®.<sup>1</sup> How well you do depends on what you do next!

Your Math Score

**420** | 120 to 720

Your Nationally  
Representative **40th** Sample  
Percentile

120  720



**Your scores indicate you are close to being on track for college readiness, but you need to continue to strengthen your skills.**

Let's get you back on track, so you won't have to take noncredit courses in college. You have free, personalized recommendations waiting for you on [khanacademy.org/sat](https://khanacademy.org/sat).

## The College and Career Readiness Benchmark

Reaching your grade-level Benchmark means that you are likely on track to be ready to succeed in select first-year, credit-bearing college courses.



Need to strengthen skills



Approaching Benchmark



Meet or exceed Benchmark



# What Are My Scores? (cont.)


## The College and Career Readiness Benchmark

Reaching your grade-level Benchmark means that you are likely on track to be ready to succeed in select first-year, credit-bearing college courses.

■ Need to strengthen skills
 ■ Approaching Benchmark
 ■ Meet or exceed Benchmark

\*The red, yellow, and green ranges in the test scores and subscores reflect your areas of strengths and weaknesses compared to the typical performance of students in your grade.

### Test Scores 6 to 36 range\*



### Cross-Test Scores 6 to 36 range

**21** Analysis in History/Social Studies  
**22** Analysis in Science

When you take tests more than once, your scores may differ slightly upon each testing occasion. This expected variation is considered your score range and reflects the range your scores will likely fall in upon retesting. For the PSAT™ 8/9 these ranges are approximately:

**Total:** Your score  $\pm$  40 points.  
**Section:** Your score  $\pm$  30 points.  
**Test Scores and Cross-Test Scores:** Your score  $\pm$  3 points.  
**Subscores:** Your score  $\pm$  2 points.

Remember that you will receive scores in the same areas when you take the PSAT/NMSQT and SAT.

1. Beginning in March 2016

### Subscores 1 to 15 range\*



**Ima B. Student**

John F. Kennedy High School, 123456, Fall 2015, Grade 9, I.D. #24068907

# What Are My Score Percentiles?

Your Evidence-Based  
Reading and Writing Score

**360** | 120 to 720

Your Nationally  
Representative **20th** Sample  
Percentile

120  720



**You are on track for college readiness.**

Stay on track and continue your progress. Start now with your free, personalized recommendations waiting for you on [khanacademy.org/sat](https://khanacademy.org/sat).

Your Total Score

**780** | 240 to 1440

Your Nationally  
Representative **23rd** Sample  
Percentile

Keep in mind,  
the PSAT™ 8/9,  
PSAT/NMSQT®, and  
SAT® are on  
the same scale.

Your score shows you how you would have scored that day on the PSAT/NMSQT® and SAT®.<sup>1</sup> How well you do depends on what you do next!

Your Math Score

**420** | 120 to 720

Your Nationally  
Representative **40th** Sample  
Percentile

120  720



**Your scores indicate you are close to being on track for college readiness, but you need to continue to strengthen your skills.**

Let's get you back on track, so you won't have to take noncredit courses in college. You have free, personalized recommendations waiting for you on [khanacademy.org/sat](https://khanacademy.org/sat).

## The College and Career Readiness Benchmark

Reaching your grade-level Benchmark means that you are likely on track to be ready to succeed in select first-year, credit-bearing college courses.



Need to strengthen skills



Approaching Benchmark



Meet or exceed Benchmark

# What Are My Score Ranges?

When you take tests more than once, your scores may differ slightly upon each testing occasion. This expected variation is considered your score range, and reflects the range your scores will likely fall in upon retesting. For the PSAT/NMSQT®, these ranges are approximately:

**Total:** Your score  $\pm$  40 points.

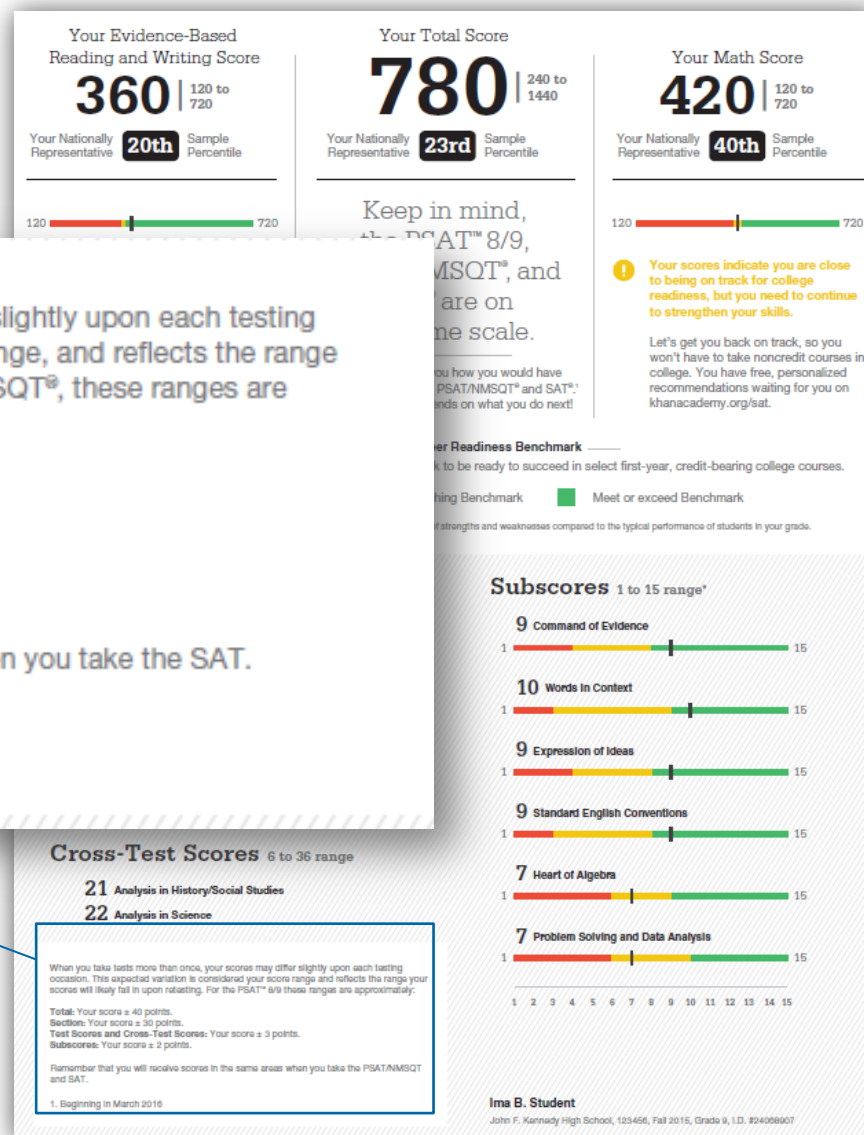
**Section:** Your score  $\pm$  30 points.

**Test Scores and Cross-Test Scores:** Your score  $\pm$  3 points.

**Subscores:** Your score  $\pm$  2 points.

Remember that you will receive scores in the same areas when you take the SAT.

1. Beginning in March 2016



# What Are My Areas of Strength?

## What Skills Do I Need to Build?





# What Are My Next Steps?



- + Continue to take challenging courses in high school
- + Link scores with Khan Academy
- + Set up a practice plan and stick to it
- + Utilize other resources to research and prepare for college

# Official SAT Practice with Khan Academy® – It's FREE!

- + Sign up for Official SAT Practice for free
  - [satpractice.org](https://satpractice.org)
- + Complete practice problems and diagnostic quizzes
- + Link your College Board and Khan Academy accounts.
  - All SAT Suite results will be shared to further customize practice on Khan Academy using actual results.



# How Can I Practice with Khan Academy®?

Saul Khan explains Official SAT  
Practice on Khan Academy



# What Steps Will I Follow to Link My College Board Account to Khan Academy®?

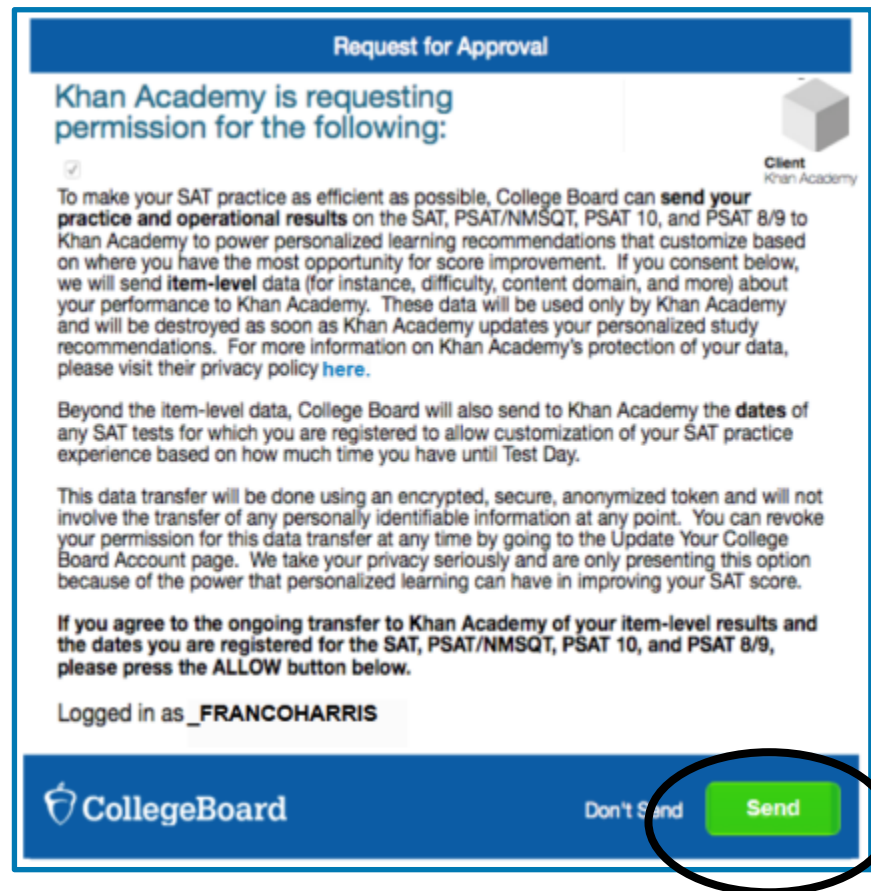
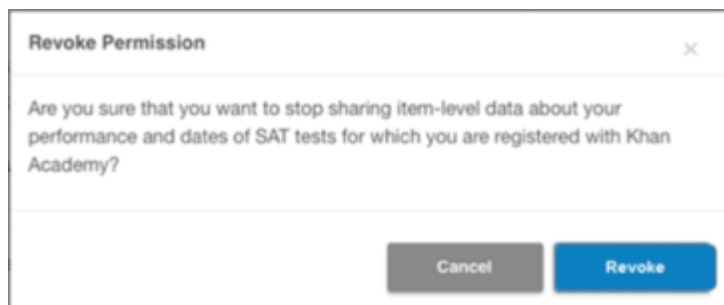


- + **Step 1:** Log in or create a Khan Academy Account
- + **Step 2:** When prompted; agree to link your Khan Academy and College Board account. You will then be directed to **collegeboard.org**.
- + **Step 3:** Sign in or create a College Board Account
- + **Step 4:** When prompted; hit “send” to authorize the account linking
- + **Step 5:** Start practicing on Official SAT practice on Khan Academy!



# How Can I Link My College Board and Khan Academy® Accounts?

- + After successfully logging in to your College Board account, you will be asked to authorize the account linking.
- + After clicking “Send,” you will be redirected to SAT practice on the Khan Academy site.
- + You can remove the link at any time, by clicking on “Revoke” which is found in College Board account settings.



# What Additional Resources Will Help Me Prepare for My Future?

- + BigFuture™
  - Scholarships
  - Financial Aid
- + MyRoad™ Personality Profiler
- + Student Search Service®



# BigFuture™ – Search Colleges, Scholarships, and Careers

The screenshot shows the BigFuture website interface within a browser window. The browser's address bar displays the URL: `https://bigfuture.collegeboard.org/?affiliateId=FeaturedListing&bannerId=bigfuture_usearch`. The page header includes navigation tabs for College Planning, YouCanGo!, SAT, AP, PSAT/NMSQT, CLEP, For Educators, and More. The BigFuture logo is prominently displayed, along with social media sharing options (ShareThis, Facebook Like, 6.3k) and a search bar labeled "Find Colleges, Advice and More".

Below the header, a navigation menu lists: Get Started, Find Colleges, Explore Careers, Pay for College, Get In, and Make a Plan. The main content area features a large image of a smiling woman, Nydia, with a "Meet Nydia" button. Overlaid on this image are three circular callouts:

- A green circle containing the text: "I was homesick at first, but now I love my college. Nydia wanted a school close to home — but she discovered her favorite part of college was the freedom of being on her own." Below this is a "Watch" button with a play icon.
- A pink circle containing the text: "Not sure where to start? Go >"
- A blue circle containing the text: "Search for colleges that fit you."

At the bottom of the page, there are three main sections:

- find colleges**: Includes a search bar with the placeholder "Look up a college by name" and a "Go" button. Below it, an "OR" separator, followed by the text "Search by location, major — any way you'd like." and a "Search" button.
- pay for college**: Includes the text "How much federal financial aid is out there to help students pay for college? Take a guess." Below this is a progress bar showing "\$1 billion" and a "Get the Facts" button.
- make a plan**: Includes the text "Get a free step-by-step college plan. Just answer a few simple questions." Below this is a section titled "What grade are you in?" with radio button options: "8th or lower", "9th", "10th", "11th", "12th", and "H.S. grad".



# MyRoad™ Personality Explorer

INSIGHTS

I.D. ME

EXPLORE MAJORS

FIND A COLLEGE

RESEARCH CAREERS

VIEW MY PROFILE

My Type | Detail Results | Majors | Careers |

Introduction

QuickStarts

ORA Personality Profiler®

View My Profile

Majors QS: 3-17-2014  
Careers QS: 8-27-2014  
Profiler: Completed 3-4-2015

## The Traditionalists

extraverting    feeling  
sensing    organizing

### ESFZ The Caretaker

As you begin to explore your type profile, it is important to remember that you are the best judge of your own personality. At this stage you alone must decide how well the description fits you.

Click here to learn more about the world of personality type.

### Your Strengths Include...

- An outgoing, social nature.
- An ability to maintain long-term relationships.
- A willingness to work hard and take on responsibility.
- Coordinating resources to accomplish projects.
- Personalizing work processes.
- Selling practical and tangible products.
- Adhering to proper channels of communication and chains of command.
- Carrying out tasks efficiently.
- Maintaining harmony and progress.
- A high productivity level and an organized approach to tasks.
- Minimizing risk by opting for a conservative route.
- Dealing with facts and realities rather than theories.
- Preserving tradition.

### You Learn Best When Dealing With...

- Subjects that aren't too abstract or theoretical.
- Structured learning experiences.
- Teachers who stick to a schedule.
- People-focused and practical subjects.
- Assignments requiring group discussion and decision-making.
- Clear instructions and fixed deadlines.

### When Interacting Socially, You...

- Are friendly and sociable.
- Maintain personal and professional relationships.
- Responsibly meet the needs of others.
- Hear what others have to say and are a good listener.
- Orchestrate events to accomplish projects.
- Humanize systems and rules.
- Respect official channels of communication and chains of command.
- Communicate a sense of warmth and friendliness.
- Seek to minimize risk and uphold tradition.

# Student Search Service®

- + Participate voluntarily
- + Connect with more than 1,200 colleges, universities, scholarship programs, and educational organizations
- + Sign up when you take the test:
  1. Choose to participate in Student Search Service when registering for a College Board test (fill in the circle on the answer sheet).
  2. Provide information about yourself on your answer sheet.
  3. Participating organizations can then search for groups of students who may be a good fit.
  4. FYI: The College Board never shares information on disabilities, parental education, self-reported parental income, Social Security numbers, phone numbers, or actual test scores through Student Search Service.