

# CUSD303 Password Portal

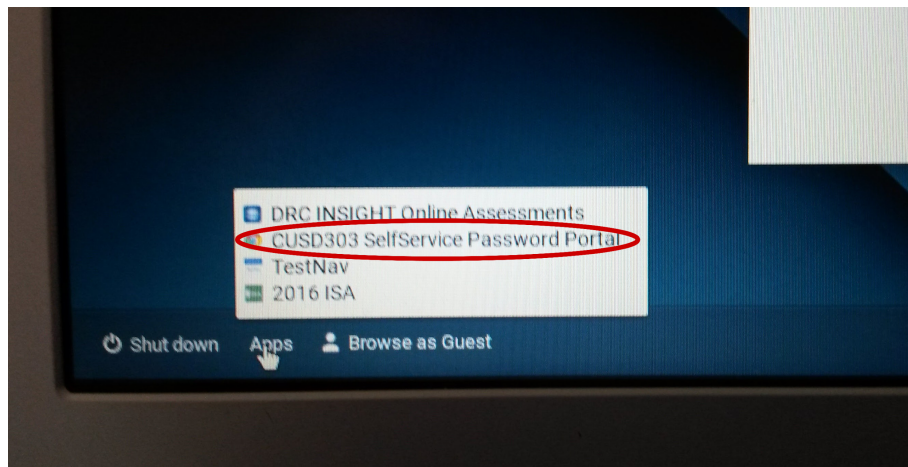
## Staff use:

The password portal is designed to facilitate self-service password changes. The portal may be accessed via the URL using any internet connected device, or a Kiosk App on a district owned Chromebook, either inside or outside of the district.

**Staff Passwords require a minimum of 12 characters.** Current security recommendations suggest using a passphrase rather than a password.

## Accessing the portal via the Kiosk App on a chromebook:

Before logging into the chromebook, <CLICK> on “Apps” in the lower left corner of the screen, select “CUSD303 SelfService Password Portal”



## Accessing the portal via a browser (any device):


<https://ssp.d303.org:9251>







There are 3 ways to change your password:


1. (Preferred method for staff) On any D303 assigned Windows device, hit the CTRL+ALT+DEL keys and select **Change Password**
2. Via a district owned Chromebook using the kiosk app
3. Log into the portal on this page using your user ID and district password

**If you already know your password and would like to change it, you can do so by logging in below.**

 Log In

Username  

Password  

AD1 

Login

To sign into the portal, you can use either your Student ID number, A or M ID number or your login used for Google Apps (aka email address).