

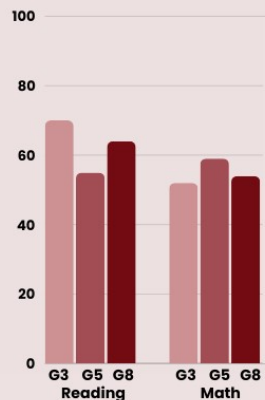


DISTRICT 303

# DATA DASHBOARD

April 2024 Edition

## ACADEMICS



Winter i-Ready:  
Percent of  
Students On or  
Above Grade  
Level in Reading  
and Math

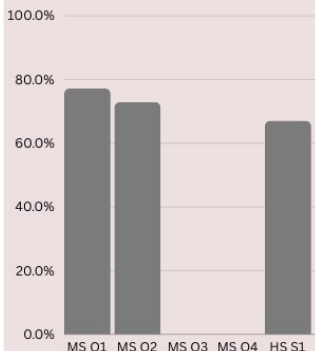
Winter 2023



**45%**  
of 8th graders taking  
Algebra I or higher



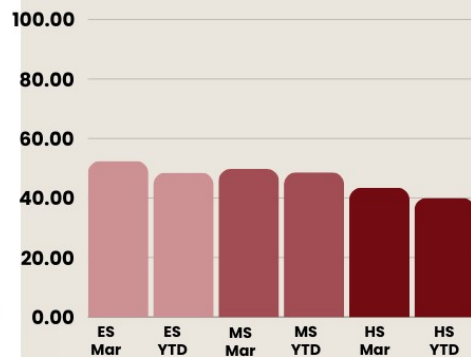
**100.0%**  
of 9th graders on  
track to graduate



Percent of  
Students with  
a B or Above  
GPA

YTD 1/2024

## BELONGING

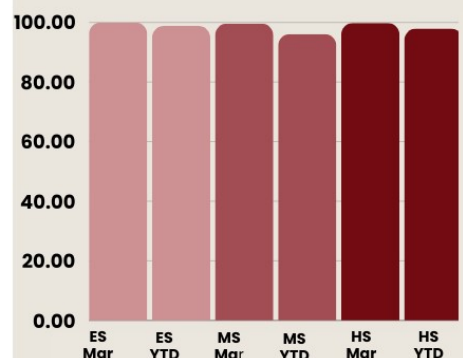


### Attendance

March 2024 Data

Students with 95%  
Attendance Rate

March - 15 Student Attendance Days  
Year to Date 132 Student Attendance  
Days

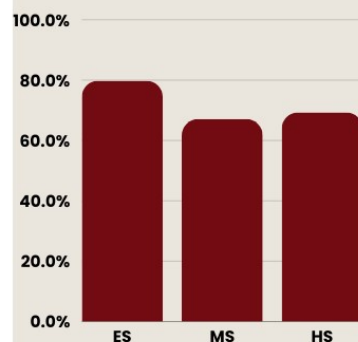


### Behavior

March 2024 Data

Percent of Students  
with Two or Less  
Referrals

Incidents that disrupt the school day or  
learning environment by impacting  
others' sense of belonging and safety



### Sense of Belonging

Percent of positive student  
Indices to Sense of  
Belonging Questions from  
Panorama SEL (score of  
3.5 or higher on 1-5 scale)

Compared to National Sample

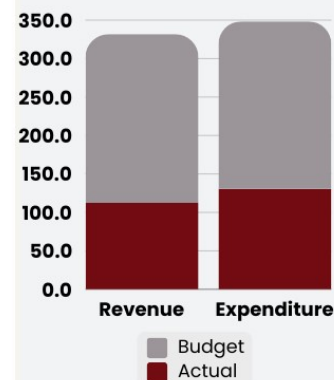
Elementary: 90th percentile

Middle: 99th percentile

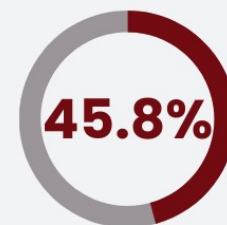
High: 99th percentile

## OPERATIONS

### Budget to Actuals in Millions (YTD 2/29/2024)



### Operating Cash Balance YTD 2/29/2024



Percentage of  
budgeted revenues



**35,463**  
Active devices  
connected to  
District network

### Network Uptime During Instructional Time As of March 2024



Does not include any power outages,  
maintenance from third-party providers



**2.1 M**  
Total square feet  
of facilities

### Facility Access



Availability of  
classrooms and  
facilities District-wide